

## APPENDIX

### a. Packaging Design



**Picture 36.** Tauco From Peanuts Packaging Design

### b. Logo



**Picture 37.** Tauco From Peanuts Logo

**c. Sticker**



**Picture 38.** Taucu From Peanuts Sticker

**d. Supplier**

Supplier of some ingredients for making Taucu from Peanuts is from Cempaka traditional market. This market located in cempaka street, Semarang city. This is the supplier of peanuts, glutinous rice flour, rice flour, salt, and also palm sugar.



**Picture 39.** Supplier of Peanuts, rice flour, salt, etc

For the fermented soybean yeast, its hard to find in traditional market or store. Supplier for fermented soybean yeast is from Shopee online shop



**Picture 40.** Supplier of Fermented Soybean Yeast

**e. Nutrition Calculation Table**

**Table 14.** Nutrition Calculation Table

Calories	$5760 + 68 + 84.5 + 183 + 937.5 = 7.033$
Carbohydrates	$161g + 1.5g + 18.35g + 40g + 250g = 470.85 \text{ g}$
Fats	$492g + 1.2g + 0.15g + 0.7g + 0g = 494.05 \text{ g}$
Protein	$258g + 21.5g + 1.75g + 3g + 0g = 284.25 \text{ g}$
Sodium	$4.5mg + 160mg = 164.5 \text{ mg}$
Chloride	240 mg
Sugar	$47g + 0.05g = 47.05 \text{ g}$
Fiber	$85g + 0.85g + 1.2g = 87.05 \text{ g}$
Saturated	$628g + 0.2g = 628.2 \text{ g}$
Monounsaturated	244.3 g
Polyunsaturated	155.6 g
Omega-3	0 g
Omega-6	155.5 g



**OTTIMMO®**  
International  
MasterGourmet  
Academy  
CULINARY ARTS • BAKING • PASTRY ARTS

**FORM CONSULTATION  
RESEARCH AND DEVELOPMENT  
FINAL PROJECT**

**Name** : Cindy, Angela, Trena, Subroto  
**Student Number** : 1674130010005  
**Class** : Naples

**STUDY PROGRAM OF CULINARY ART  
OTTIMMO INTERNATIONAL  
MASTERGOURMET ACADEMY  
SURABAYA**

Name : Cindy Angela Irena S.

Class : Fondant (Naples)

### Tauco From Peanuts






#### Ingredients:

- 1 kg peanuts
- 50 grams fermented soybean yeast
- 50 grams glutinous rice flour
- 50 grams rice flour
- 400 grams salt
- 250 grams palm sugar
- 2 liters water

#### Steps:

1. First, clean and wash the peanuts
2. Second, soak the peanuts into a hot water around 5 minutes. Replace the water with cold water and let stand for 12 hours
3. Third, peeled the peanuts skin to the shape of peanuts seeds
4. Fourth, boil the peanuts for 2 hours, drain about 1 hour until the peanuts cool, set aside
5. Fifth, mix the glutinous rice flour and rice flour, roasted to yellow
6. Sixth, add the fermented soybean yeast, mixed it
7. Seventh, flatten the peanuts over the tray, spread the mix flour. Fermentation for 3 days
8. Eighth, dry the peanuts then soften the crumbs
9. Ninth, dissolve the salt with water. Put the peanuts mixture in the container, pour the salt solution. Close the container and fermentation for 2 weeks
10. Tenth, add the palm sugar to the fermented peanuts, bring to boil
11. Last, pack the tauco in a sterilized bottle.



No	Date	Topic Consultation	Name/ Signature
1.	18-7-2018	Konsultasi mengenai Approval, acknowledgement, dan executive Summary	
2.	19-7-2018	Konsultasi Chapter 4 mengenai fakta nutrisi di dalam produk	
3.	1-8-2018	Konsultasi mengenai flow chart pembuatan produk baru	
4.	2-8-2018	Konsultasi mengenai nutrient content yang ada di dalam raji tempe	
5.	3-8-2018	Konsultasi mengenai isi dari Background di dalam Bab 1.	
6.	3-8-2018	Konsultasi mengenai Penulisan sumber dari ingredients and utensils yg diambil dari internet.	
7.	4-8-2018	Konsultasi mengenai Chapter 3 Peletakan gambar dari Proses Pembuatan produk baru.	

No	Date	Topic Consultation	Name/ Signature
8.	4-8-2018	Konsultasi mengenai cara menghitung jumlah nutrisi yg terkandung di dalam produk baru.	
9.	6-8-2018	Konsultasi mengenai isi dari Chapter 5 tentang apa yang perlu dan tidak perlu untuk dicantumkan	
10.	7-8-2018	Konsultasi mengenai cara menghitung BEP dan cara mencari fixed cost	
11.	7-8-2018	Konsultasi mengenai isi dari laporan PKD secara keseluruhan	
12.	8-8-2018	Konsultasi mengenai cara menghitung BEP per rupiah menggunakan rumusnya.	
13.	8-8-2018	Konsultasi mengenai revisi dari konsultasi sebelumnya dan Aca untuk print	
14.	16-8-2018	Konsultasi setelah presentasi mengenai kesalahan-kesalahan spasi, reference, dan penambahan suggestion.	