

## APPENDIX



Akademi Kuliner & Patiseri  
**OTTIMMO**  
INTERNASIONAL  
CELEBES AREA CATERING BAKING & PASTRY ARTS

NAME : FEBRINA ALBIONITA T.W  
STUDENT ID : 1774130010077  
CLASS : FONDANT – FLORENCE

TITLE : MORINGA SPREAD ( LOW CALORIES AND HIGH IN PROTEIN)

INGREDIENTS :








*Revisi*  
350 gr moringa leaves  
70 gr almonds  
50 gr erythritol sugar  
5 gr sea salt  
110 gr unsweetened soya milk


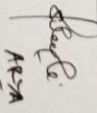

STEPS :

1. First, pick 350 grams of moringa leaves and rinse until clean, then pat dry it.
2. Next, grind the almonds for 5 minutes, until smooth and the oil comes out.
3. Put the dry leaves into the food processor and mix until well blended.
4. Add sugar, milk and salt into the mixture the blend again until it smooth.
5. Moringa spread ready to serve.
6. The best way to eat this jam is with toasted wheat bread or granola smoothies bowl.

APPROVAL BY ADVISOR	APPROVAL BY LIBRARIAN	APPROVAL BY DIRECTOR ACADEMY
DATE: <i>[Signature]</i> 14/03/2019 Anya	DATE: 15 March 2019 <i>[Signature]</i> SEKAR	DATE:

**R&D PROJECT**  
**APPROVED!**  
**( A New Product)**

No	Date	Topic Consultation	Name/ Signature
1	31/01/2019	Consult on R&D Idea "Moringa Tree nut Butter" (clean label)	 Salsabila Azzah
2.	4/02 2019	Revision on R&D recipe "Moringa Jam"	 Salsabila Azzah
3.	5/02 2019	pengganti gula biasa (stevia / erythritol)	 Salsabila Azzah
4.	18/02 2019	Pengantar Moringa jam	 Salsabila Azzah
5.	5/08 2019	consultasi mengenai pacinging moringa jam 1 sbelum dimasukkan kedalam laporan	 Salsabila Azzah
6.	30/08 2019	consultasi mengenai laporan dan nutrition facts	 Salsabila Azzah
7.	6/08 2019	Revisi laporan	 Salsabila Azzah

No	Date	Topic Consultation	Name/ Signature
8.	4/08 2019	consultasi "smart life"	 Salsabila Azzah
9.	3/08 2019	consultasi proses sterilisasi	 Salsabila Azzah
10.	5/08 2019	consultasi mengenai penulisan sumber pada gambar	 Salsabila Azzah

## Appendix 1. Packaging Design



*Picture 16 Packaging Design Top Side*



*Picture 17 Packaging Design Front Side*

## Appendix 2. Product Logo



# DELIGHT

Picture 18 Product Logo

## Appendix 3. Design Packaging Without the Jar

**KOMPOSISI:**  
Daun Kelor, Kacang Almond,  
Garam, Gula Erythritol, Pengawet  
Makanan: Kalium Sorbat.

**SARAN PENYAJIAN :**  
- Oleskan 1-2 sendok makan pada  
roti gandum.  
- Masukkan ke dalam kulkas  
setelah dibuka. Aduk rata sebelum  
konsumsi.

**dt**  
**DELIGHT**  
SINCE 2019

**MORINGA JAM**

**Nutrition Facts**  
6 servings per container  
**Serving size 180 grams (30g)**  
Amount Per Serving  
**Calories 50**  
% Daily Value\*

<b>Total Fat</b> 2g	3%
Saturated Fat 0g	0%
Trans Fat 0g	
<b>Sodium</b> 115mg	5%
<b>Total Carbohydrate</b> 3g	1%
Dietary Fiber 0g	0%
Total Sugars 0g	
Includes 0g Added Sugars	0%
<b>Protein</b> 2g	4%

Not a significant source of cholesterol, vitamin D, calcium, iron, and potassium.  
\*The % Daily Value (DV) tells you how much a nutrient in a serving of food contributes to a daily diet. 2,000 calories a day is used for general nutrition advice.

EXP DATE :

1234567890

180 g SURABAYA - JAWA TIMUR

Picture 19 Design Packaging Front Side without the Jar



Picture 20 Design packaging without the Jar

#### Appendix 4. Supplier List

##### 1. Moringa Leaves

The Moringa Leaves that we use for the main ingredients is pick from our plants. We plants the moringa in our working area.

##### 2. Erythritol Sugar

The sugar that we use is bought from Healthy Corner Sby

<https://shopee.co.id/Erythritol-Natural-Pemanis-Alami-Diabetes-250-gr-MH-Food-i.2588472.1804464075>

### 3. Roasted Almond

The roasted almond that we use, we buy from cendana.shopp

[https://shopee.co.id/Roasted-Almond-Almond-Kupas-Panggang-\(500-Gr\)-i.163023070.2478446559](https://shopee.co.id/Roasted-Almond-Almond-Kupas-Panggang-(500-Gr)-i.163023070.2478446559)

### 4. Soy Milk

The soy milk that we use is from Pasar kepatihan because we have to use the soy milk that without any sugar also can be called pure soy milk, that is located at

Jl. Kramat Gantung No.7, Alun-alun Contong, Kec. Bubutan, Kota SBY, Jawa Timur 60174

### 1. Sea Salt

The sea salt that we use is from Pasar kepatihan , that is located at,

Jl. Kramat Gantung No.7, Alun-alun Contong, Kec. Bubutan, Kota SBY, Jawa Timur 60174

### 6. Packaging Jar

The packaging jar is bought from Fukupak Printing Store located at,

Jl.Raya Darmo Permai I No. 69, Pradahkalikendal, Dukuh Pakis, Kota SBY, Jawa Timur 60226.

### 7. Packaging Sticker

We use the Vinyl Sticker Type for the packaging sticker which we order from Global Art that located at,

Kompleks ruko San Diego , Pakuwon City Surabaya MR2-20 (103, Kejawaan Putih Tamba, Kec. Mulyorejo, Kota SBY, Jawa Timur 60111

Picture 11 Electric Scale (Anonymous, 2019)

Picture 12 Glass Jar (Anonymous, 2019)

Picture 13 Spoon (Anonymous, 2019)

Picture 14 Pan (Anonymous, 2019)

Picture 15 Stove (Anonymous, 2019)

Picture 16 Packaging Design Top Side

Picture 17 Packaging Design Front Side

Picture 18 Product Logo

Picture 19 Design Packaging Front Side without the Jar

Picture 20 Design Packaging without the Jar